



*Meet the
South Delta
Elementary School
1st Grade
Teachers*



Brief Introduction of Teachers

*Mrs. Lucy Parker
and
Ms. Tasmin Bee*



*Mrs. Kathy Johnson
and
Ms. Marie Merrill*

*Special Service Teachers: Mrs. Linda Bolden,
Mrs. Vondranique Anderson, and Mrs. Joann
Anderson*





SUPPLY LIST

- Crayola Crayons (2)
- Large Glue Sticks (8)
- Pocket Folders (2)
- Regular Pencils
- Pencil Sharpener
- Handwriting Tablet (1)
- Spiral journals (4)
- Expo Markers
- Scissors
- Pink Erasers (3 pack)
- Highlilghters

Due to the virtual learning platform, there are some items that are NOT currently needed from the original list. We have removed those items. Do not worry if you have already purchased everything because we may need some of it when we return to school.



Daily Schedule



7:45- 8:00	Student Check-In
8:00- 8:35	Whole Group: Phonics & Phonemic Awareness
8:35-9:00	Independent Practice and Break
9:00-9:30	Whole Group: Comprehension/Vocab/Writing
9:30-9:40	Independent Practice
9:40- 10:20	Mental Therapy
10:20-10:35	Break
10:35-11:05	Math: Whole Group
11:05- 11:30	Math: independent practice and break
12:00-12:30	Science
12:30-12:45	Break
12:45-1:15	Social Studies

1:15-1:30	Break
1:30-2:00	Enrichment /Remediation

2:00-3:30	Q & A with teacher (Remediation & Reteaching) Teachers will be available online in their respective Google classrooms to further assist students and parents during this time. Students should also use this time to work on IReady ELA and Math lessons and any unfinished work
-----------	---


Student Google Classroom Expectations

Make every effort
to be on time 

Sit at a table or desk and
make sure it is good
lighting. (Try to avoid
sitting on beds as a
place to complete work)

No eating on
camera!

Stay on mute
unless you are
called on.



Listen!!



Get dressed just as
if you were going to
school. You must
wear a uniform top.

Keep the camera turned
on and facing you!

Raise your hand
when you speak!

Have FUN and do your
BEST!

Student Roles and Responsibilities

- **Establish daily routines for engaging in the learning experience**

- 1. Students will have a daily check-in time of 7:45-8:00 am every morning.**
- 2. Classroom instruction will begin at 8:00am every morning.**
- 3. Check all forms of communication (School Status, Google Classroom and Class Dojo) on a regular basis.**
- 4. Be active and participate daily in classroom lessons.**



- **Identify a comfortable, quiet space in your location to learn effectively and successfully. Consider lighting, space for books, computer/iPad and a comfortable chair to create an effective learning environment.**

- **Complete assignments with integrity and academic honesty.**

- **Be a good digital citizen and comply with SDSL Acceptable Use Policy. Sign and return Acceptable Use Policy pages in the school handbook.**

- **Do your best to meet timelines, commitments and due dates.**





PARENT/GUARDIAN ROLES & RESPONSIBILITIES

- Check all forms of communication daily on School Status and Class Dojo.
- If a student needs academic support contact his/her teacher immediately during office hours.
- Establish routines and expectations with your child.
- Identify a space in your home for your child to work without distraction on their assigned work, where you can occasionally monitor them and encourage good digital citizenship practices when he/she works online.
- Make sure your child is checking assignments on their Google Classroom dashboard and staying in communication with their teacher(s).
- Parents will receive a lesson outline for every lesson. The lesson outline will be available in Google Classroom and your child's instructional packets.
- Have a daily check-in with your child about their progress on learning experiences to see if he/she has any questions or needs support.
- Establish times for reflection, mindfulness and relaxation practices.
- Encourage physical activity and/or exercise.





PARENT ASSISTANCE



- 1st graders will require parent assistance to navigate Google Classroom and upload daily lessons until the students are comfortable with the platform.
- Parents will need to read instructions to their child and assist them when needed.
- Students are expected to do their own work. Too much assistance will hinder your child academically when we return to the classroom.
- The goal is for learning to be authentic. Learning activities can occur online or offline (e.g. Reading, Exercising, Drawing, Playing, Constructing, Writing, etc., are perfectly acceptable virtual school day tasks that can be documented through photographs, videos and reports or turned in remotely upon return to school).

Students 5 Steps to Google Classroom

1

classroom.google.com

Go to the Classroom website and log in with your Google Apps email login.



2

Join a Class

In the upper right click on the plus button to join a class. Enter the class code.

Install the Google Classroom App

3

Stream

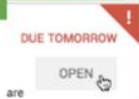
Find your assignment in the Stream.

JOIN YOUR FIRST CLASS!

4

Open Templates

From the stream always click on "OPEN" in an assignment to view templates the teacher has attached.



5

Turn In

Click the blue Turn In or Mark As Done button.



Private Comments

For each assignment there is a private comment. Click on open and locate at the bottom of the assignment.

Use this to ask a question or have a conversation with your teacher to further your learning.





https://drive.google.com/file/d/1sQFHRkEWeX6wRr4s_clmdo5601vkONXa/view?usp=sharing

ANY QUESTIONS?

- We will do our best to answer any questions you have. As this is an ever changing situation, there are certain questions that have not been answered for teachers yet and we may not have the answer for you.
- Please email us to ask any question,
- If we do not have an answer for you, we will write the question down and try our best to get back to you when we have an answer.
- Our email addresses:

lucyparker@sdelta.org

kathyjohnson@sdelta.org





Contacts for Questions



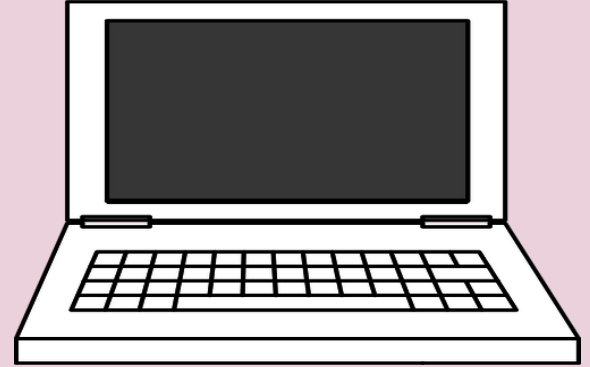
For Questions About	Contact Person	Contact Information
Course Assignments, Tasks or Feedback	Classroom Teacher	Google Classroom/ Remind/ School Status/ Active Parent
Personal or Socio-Emotional concerning SDES students	Counselor	Ms. Djuanita Garvin djuanitagarvin@sdelta.org
Issues related to Academics	Dr. Michael Johnson Ms. Faith S. Johnson	michaeljohnson@sdelta.org faithsjohnson@sdelta.org
Technology Help Desk	Dr. Michael Johnson	michaeljohnson@sdelta.org

CONTACT US

Email:

lucyparker@sdelta.org

Kathyjohnson@sdelta.org



Class Dojo:

Each individual teacher will add you to their Class Dojo.

School Status:

Please ensure that your contact information is up to date in Active Parent so that you receive our messages.



Thank you for
attending
Open House!
This is going
to be a
fantastic year!

